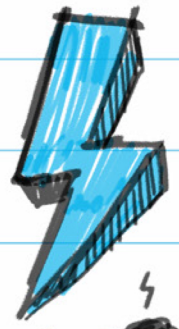


PLANS FOR GAINING COMPLETE CONTROL


(of Sky On Demand)



Hello mortals. Do exactly as I say to get hours of entertainment On Demand. First, identify your secret weapon of mass control. I really shouldn't tell you what it is. Ok it's your Sky Box.



My Sky and My Sky+ using Powerline




1.

Firstly, you'll need two powerline adapters and two cables which you can order from My Account. Go to sky.co.nz/myaccount and sign in, then scroll down to Sky On Demand and click Order Connectivity Devices.


2.

Connect the first cable into the port on the back of your modem or router.




3.

Then, connect the other end of the cable into one of the Powerline adapters.



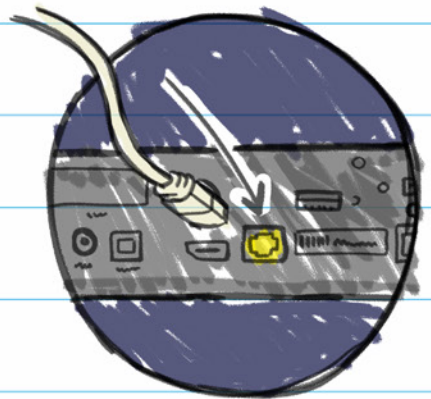
4.

Plug the Powerline adapter into a power socket near your modem or router and switch it on.




5.

Now, connect the second cable into the back of your My Sky Box.




6.

Connect the other end of this second cable into the second Powerline adapter. It should look like this.





7.

Plug the Powerline adaptor into a power socket near your My Sky Box and switch it on.



8.

The adaptors will take a few moments to connect. Once all three lights appear, the ultimate plan is complete!



You are now ready to explore a world full of chaos and evil whenever you demand it! Or something a little lighter like a rom-com, if you need a break from being a super evil super villain.

Still not in control?

Visit drchaos.co.nz/od Email sky.co.nz/emailus Phone 0800 759 759 Facebook: @skynewzealand